



STREAM3

MUSIC STREAMER | SERVER



Quick Start Guide

Thank you for buying our **STREAM3** and welcome to the Innuos family!

To get started download the Innuos **Sense** app at the following stores:



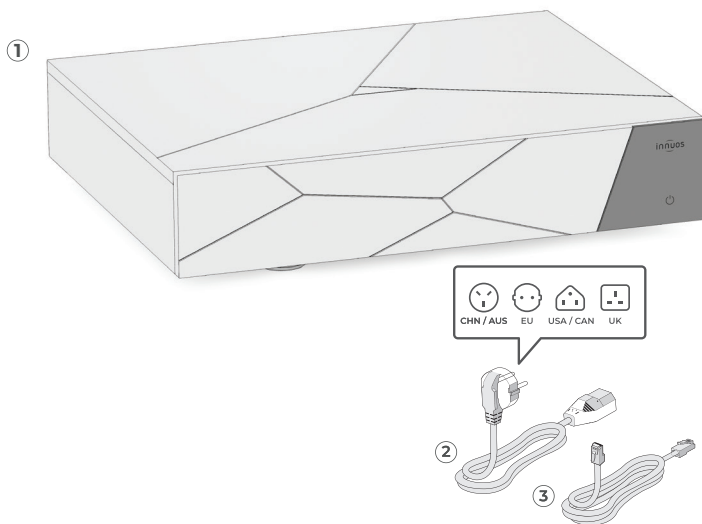
You can also access Innuos **Sense** using a modern web browser at the following address: **my.innuos.com**

This **Quick Start Guide** will show you how to get started with your new music streamer | server. For further details, troubleshooting and help with advanced setups, visit our support page at **innuos.com/support**.

Enjoy the music

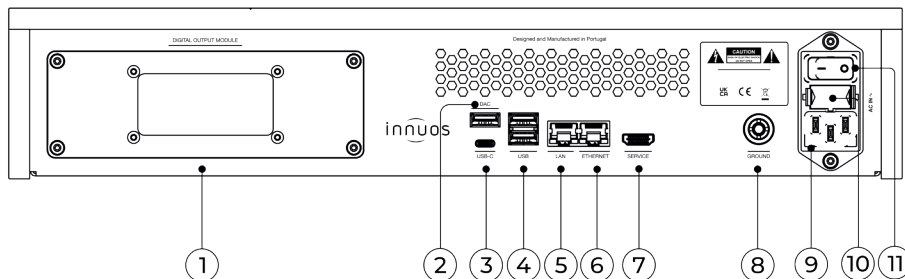
-The Innuos Team

Box Contents



- 1. STREAM3
- 2. 1.75m Mains Power Cable
- 3. 2m Ethernet Cable

STREAM3 Rear Panel Diagram



1. Digital Output Module Bay

For optional StandardDAC / PerformanceDAC / SPDIF / PhoenixUSB Boards

2. USB DAC

Connection to DAC via USB

3. USB-C

USB3.2 Gen1 for USB-C drives

4. USB

2x USB 3.2 Gen2 for USB optical drive and USB drives

5. LAN

Network connection to router

6. Ethernet

Bridged network port to connect a streamer or NAS

7. HDMI

For technical service only

8. Chassis Ground Port

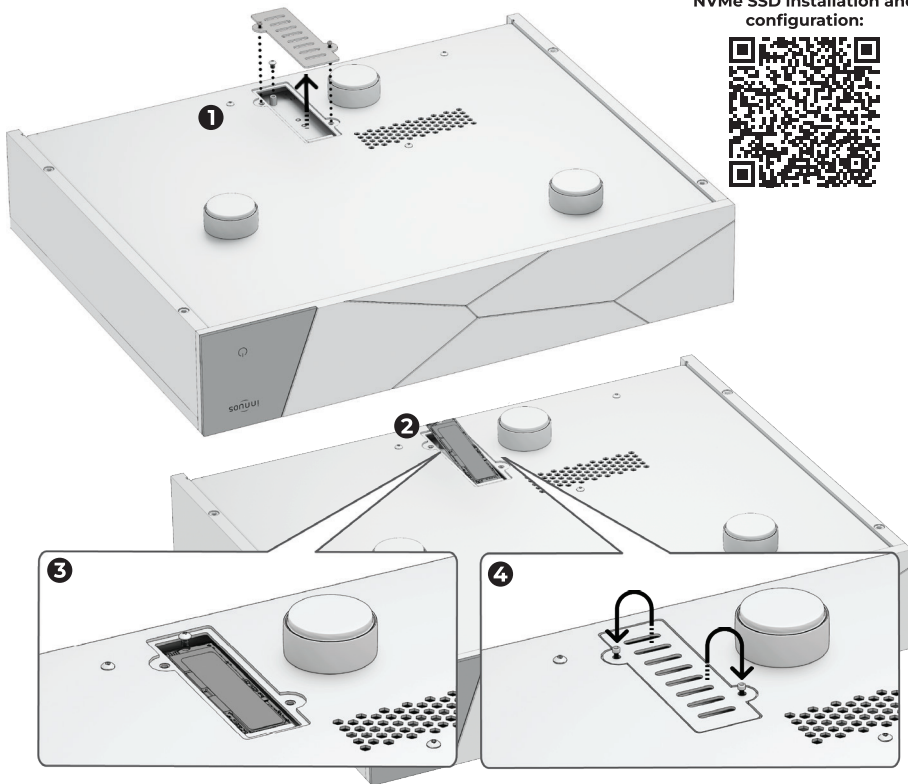
9. AC Inlet

10. Fuse Chamber

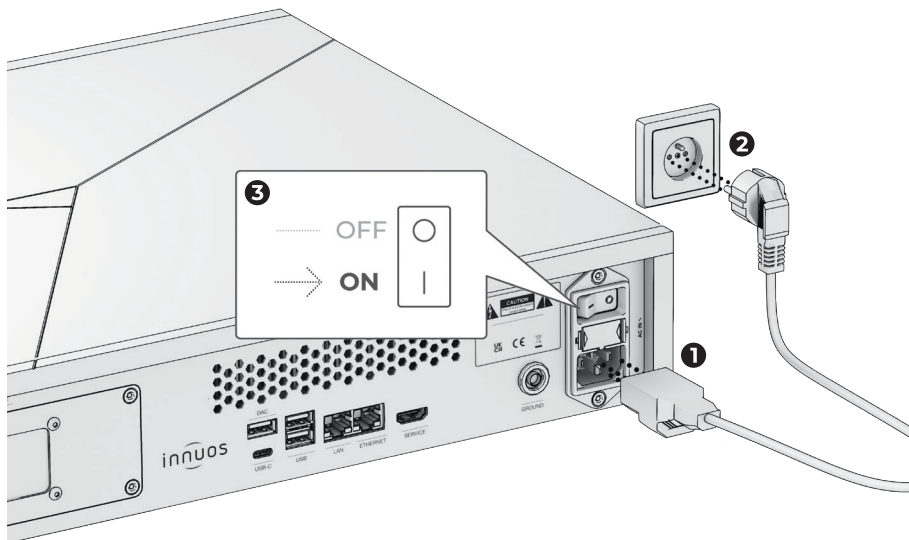
11. On/Off Rocker Switch

Installation of M.2 NVMe SSD (optional)

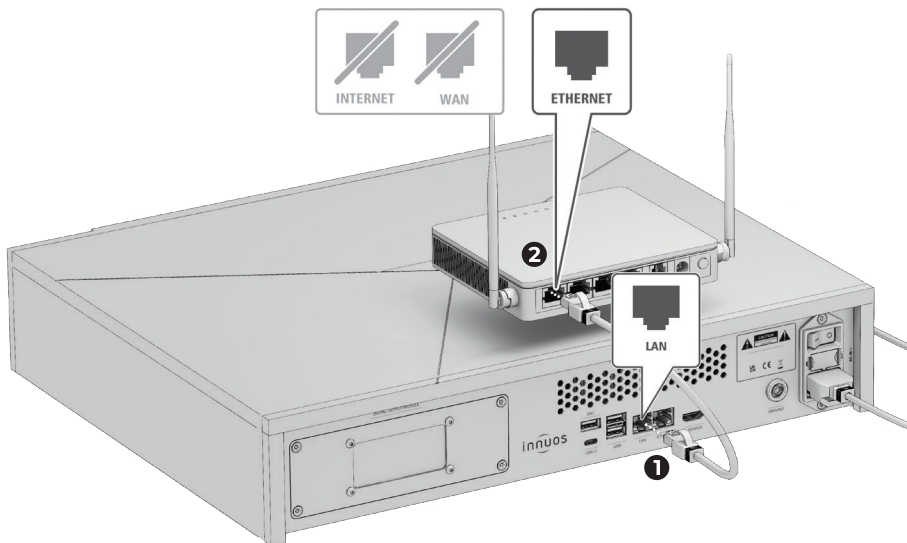
Full instructions for M.2
NVMe SSD installation and
configuration:



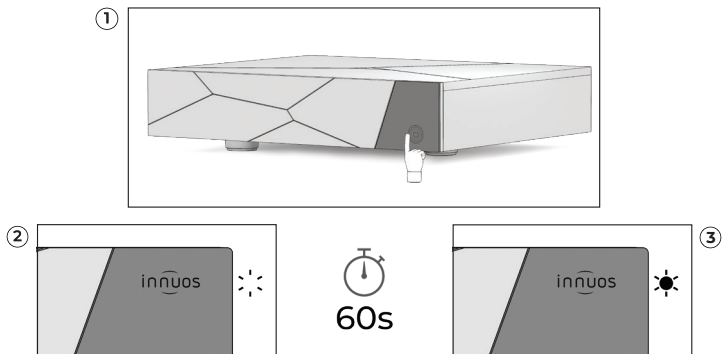
Connect your system to mains power



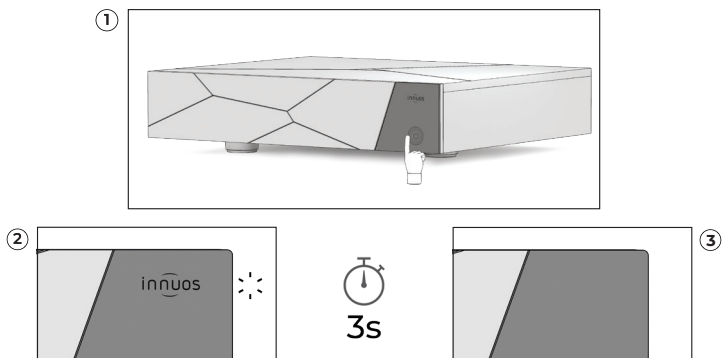
Connecting to home network



Turning the STREAM3 ON



Turning the STREAM3 OFF



Connecting external USB CD ripper (optional)

Full instructions on
using an external
CD ripper:



Note: An M.2 NVMe SSD must be installed to enable CD ripping.

Updating Your System

How to update the
Sense software



Add Music Sources

How to add music files
and streaming services



System Migration

How to transfer from a
previous Innuos system



System Modes

Explanation of different
Innuos system modes





At Innuos, we appreciate your feedback. Once you download and start using our Sense app, we encourage you to register on our Community Forum at **community.innuos.com** where you can join the conversation with Innuos specialists and other Innuos users to get the most from your system.

Join us on social media to keep informed about events, new features and products here:



[instagram.com/innuos](https://www.instagram.com/innuos)



x.com/innuos



[youtube.com/innuos](https://www.youtube.com/innuos)



[facebook.com/innuos](https://www.facebook.com/innuos)

innuos